

YRBS Report Card: Coos and Northern Grafton Counties

The Four Core Measures, as defined by the Drug Free Communities Support Program, are identified measures taken from the Youth Risk Behavior Survey (YRBS), a survey administered nationally to grades 9-12 every two years by the Centers of Disease Control (CDC) and by state agencies, including New Hampshire.

All high schools residing in Coos and Northern Grafton County, an area defined as the "North Country," took the YRBS in both 2009 & 2011. This allows each measure to be compared in order to define trends and changes in risk behavior by North Country youth over time.

The four core measures, determined for each substance-alcohol, tobacco, and marijuana, are:

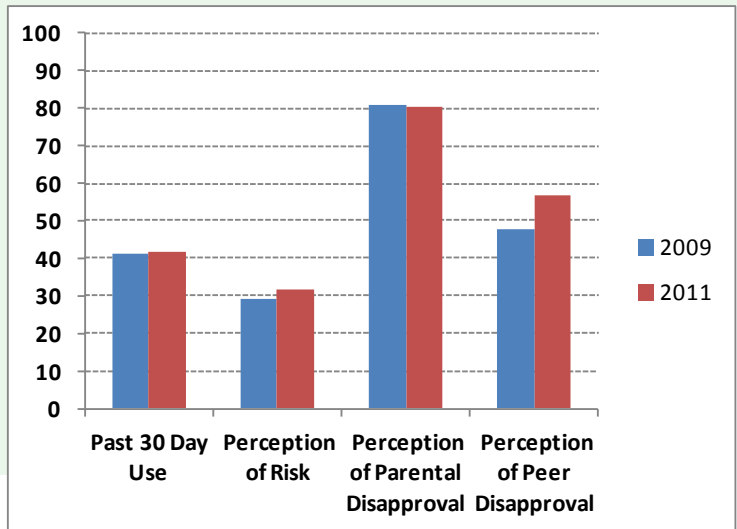
- Past 30 day use;
- Youth perception of risk;
- Youth perception of parental disapproval;
- Youth perception of peer disapproval.

The last three measures are considered protective as there is a positive relationship between known parental disapproval, peer disapproval, and high perception of risk by youth, typically resulting in lower rates of abuse by youth.

Historically, youth substance abuse rates in rural areas, including the North Country, have been higher than average urban or suburban usage rates.

For the following, be advised that the desired trend for the first core measure is a decrease in past 30 day use. The desired trend for the remaining measures is an increase in perception of risk, perception of parental disapproval, and perception of peer disapproval.

Alcohol Four Core Measures



Alcohol: 2009-2011 Usage Rates

Past 30 Day Use:

-In 2009, 41.1% of North Country youth had drunk alcohol in the past 30 days (NH, 37.6%). In 2009, the rate had increased slightly to 41.7% (NH, 38.4%), an **increase of 0.6%**.

Perception of Risk:

-In 2009, 29.0% of North Country youth perceived those who drank 5 or more drinks of alcohol each weekend as putting themselves at great risk (NH, 33.8%). In 2011, the rate had increased to 31.6% (NH, 36.9%), an **increase of 2.6%**.

Perception of Parental Disapproval:

-In 2009, 80.7% of North Country youth reported having parents who think it is wrong or very wrong if someone the student's age drinks alcohol regularly (NH, 83.5%). In 2011, this rate decreased slightly to 80.3% (NH, 83.6%), a **decrease of 0.4%**.

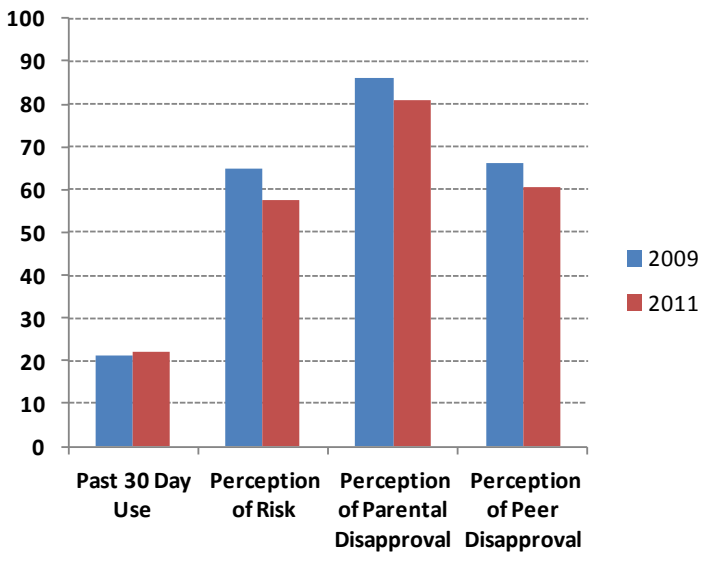
Perception of Peer Disapproval:

-In 2009, 47.7% of North Country youth reported thinking it is wrong or very wrong for someone their age to drink alcohol regularly (NH, 49.8%). In 2011, this rate increased to 56.8% (NH, 59.4%), an **increase of 9.1%**.

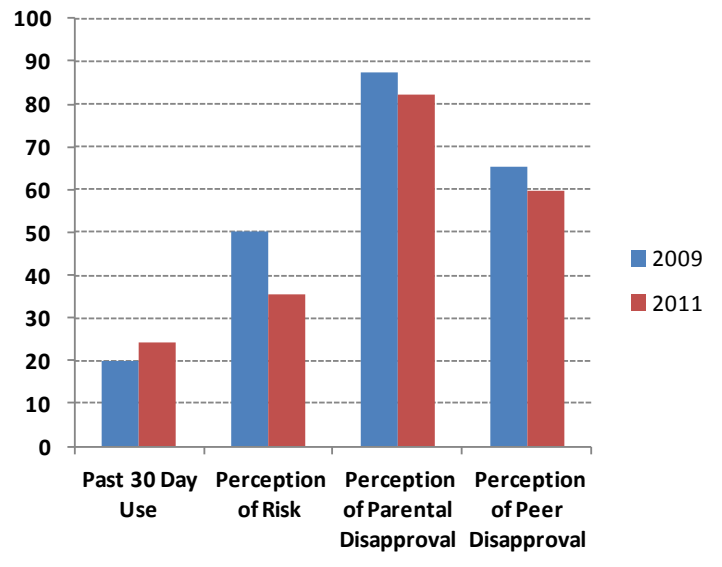
This North Country Community Report Card was created by the North Country Health Consortium Substance Abuse Prevention Program, whose mission is: "Working together to create healthier communities for our children and families."

YRBS Report Card: Coos and Northern Grafton Counties

Cigarettes Four Core Measures



Marijuana Four Core Measures



Tobacco: 2009-2011 Usage Rates

Past 30 Day Use:

-In 2009, 21.2% of North Country youth had smoked cigarettes in the past 30 days (NH, 18.6%). In 2011, the rate had increased to 22.2% (NH, 19.8%), an **increase of 1.0%**.

Perception of Risk:

-In 2009, 65.1% of North Country youth perceived those who smoke one or more packs of cigarettes every day as putting themselves at great risk (NH, 65.5%). In 2011, the rate had decreased to 57.7% (NH, 66.1%), a **decrease of 7.4%**.

Perception of Parental Disapproval

-In 2009, 86.2% of North Country youth reported having parents who think it is wrong or very wrong if someone the student's age smokes cigarettes (NH, 87.5%). In 2011, the rate had decreased to 80.7% (NH, 85%), a **decrease of 5.5%**.

Perception of Peer Disapproval:

-In 2009, 66.2% of North Country youth reported thinking it is wrong or very wrong for someone their age to smoke cigarettes (NH, 67.8%). In 2011, the rate had decreased to 60.6% (NH, 64.2%), a **decrease of 5.6%**.

Marijuana: 2009-2011 Usage Rates

Past 30 Day Use:

-In 2009, 19.8% of North Country youth had smoked marijuana in the past 30 days (NH, 24.1%). In 2011, the rate had increased to 24.4% (NH, 28.4%), an **increase of 4.6%**.

Perception of Risk:

-In 2009, 50.4% of North Country youth perceived those who used marijuana as putting themselves at great risk (NH 43.7%). In 2011, the rate had decreased to 35.5% (33.2%), a **decrease of 15.1%**.

Perception of Parental Disapproval

-In 2009, 87.4% of North Country youth reported having parents who think it is wrong or very wrong if someone the student's uses marijuana (NH, 86%). In 2011, the rate had decreased to 82.2% (NH, 82.8%), a **decrease of 5.2%**.

Perception of Peer Disapproval:

-In 2009, 65.2% of North Country youth reported thinking it is wrong or very wrong for someone their age to use marijuana (NH, 56.7%). In 2011, the rate had decreased to 59.8% (NH, 54.3%), a **decrease of 5.4%**.

This North Country Community Report Card was created by the North Country Health Consortium Substance Abuse Prevention Program, whose mission is: "Working together to create healthier communities for our children and families."