

NH Department of Health and Human Services
129 Pleasant Street – Hugh Gallen State Office Park
Concord, NH 03301

PRESS RELEASE
FOR IMMEDIATE RELEASE
May 28, 2020

FOR MORE INFORMATION
State Joint Information Center
603-223-6169 or jic@dos.nh.gov

NH DHHS COVID-19 Update – May 28, 2020

Concord, NH – The New Hampshire Department of Health and Human Services (DHHS) has issued the following update on the new coronavirus, COVID-19.

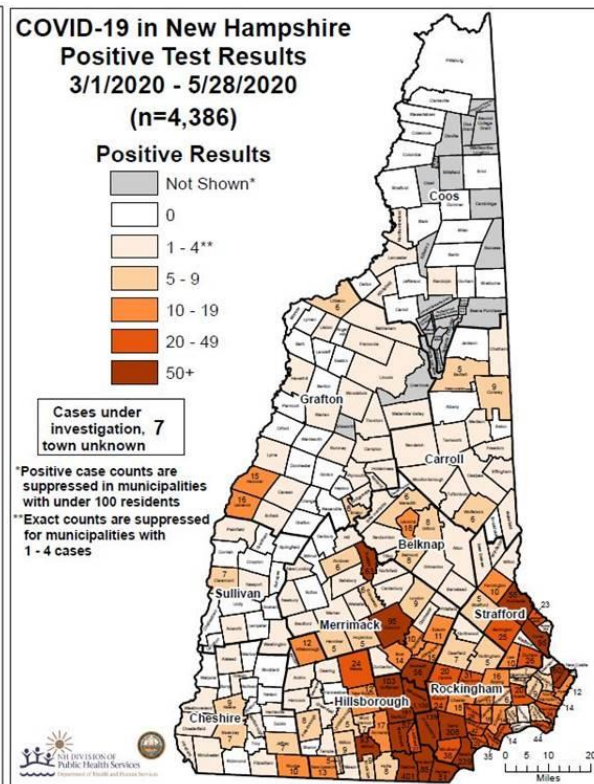
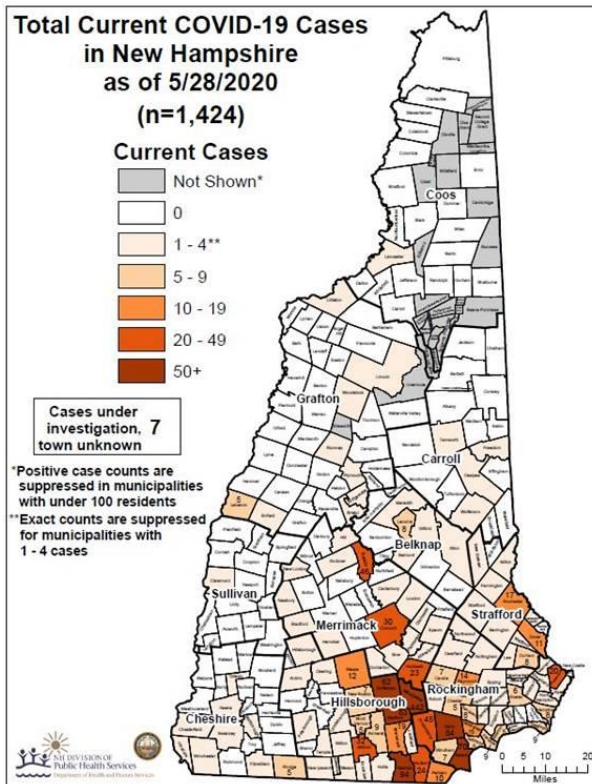
On Thursday, May 28, 2020, DHHS announced 101 new positive test results for COVID-19. There have now been 4,386 cases of COVID-19 diagnosed in New Hampshire. Several cases are still under investigation. Additional information from ongoing investigations will be incorporated into future COVID-19 updates. Of those with complete information, there is two individuals under the age of 18 and the rest are adults with 71% being female and 29% being male. The new cases reside in Rockingham (22), Hillsborough County other than Manchester and Nashua (14), Merrimack (4), Grafton (2), Strafford (2), Belknap (1), and Cheshire (1) counties, and in the cities of Manchester (42) and Nashua (12). The county of residence is being determined for one new case.

Twelve new hospitalized cases were identified for a total of 438 (10%) of 4,386 cases. Eleven of the new cases have no identified risk factors. Community-based transmission continues to occur in the State and has been identified in all counties. Most of the remaining cases have either had travel to domestic or international locations or have had close contact with a person with a confirmed COVID-19 diagnosis.

DHHS has also announced nine additional deaths related to COVID-19. We offer our sympathies to the family and friends.

- 4 male residents of Hillsborough County, 60 years of age and older
- 2 female residents of Hillsborough County, 60 years of age and older
- 2 adult male residents of Hillsborough County, younger than 60 years of age
- 1 male resident of Rockingham County, 60 years of age and older

Current Situation in New Hampshire



New Hampshire 2019 Novel Coronavirus (COVID-19) Summary Report (data updated May 28, 2020, 9:00 AM)

NH Persons with COVID-19 ₁	4,386
Recovered	2,730 (62%)
Deaths Attributed to COVID-19	232 (5%)
Total Current COVID-19 Cases	1,424
Persons Who Have Been Hospitalized for COVID-19	438 (10%)
Current Hospitalizations	110
Total Persons Tested at Selected Laboratories, Polymerase Chain Reaction (PCR) ₂	66,862
Total Persons Tested at Selected Laboratories, Antibody Laboratory Tests ₂	10,553
Persons with Specimens Submitted to NH PHL	23,267
Persons with Test Pending at NH PHL ₃	891
Persons Being Monitored in NH (approximate point in time)	4,050

County	Cases
Belknap	57
Carroll	46
Cheshire	55
Coos	5
Grafton	74
Hillsborough - Other	749
Hillsborough - Manchester	1109
Hillsborough - Nashua	396
Merrimack	331
Rockingham	1277
Strafford	263
Sullivan	17
County TBD	7
Grand Total	4,386

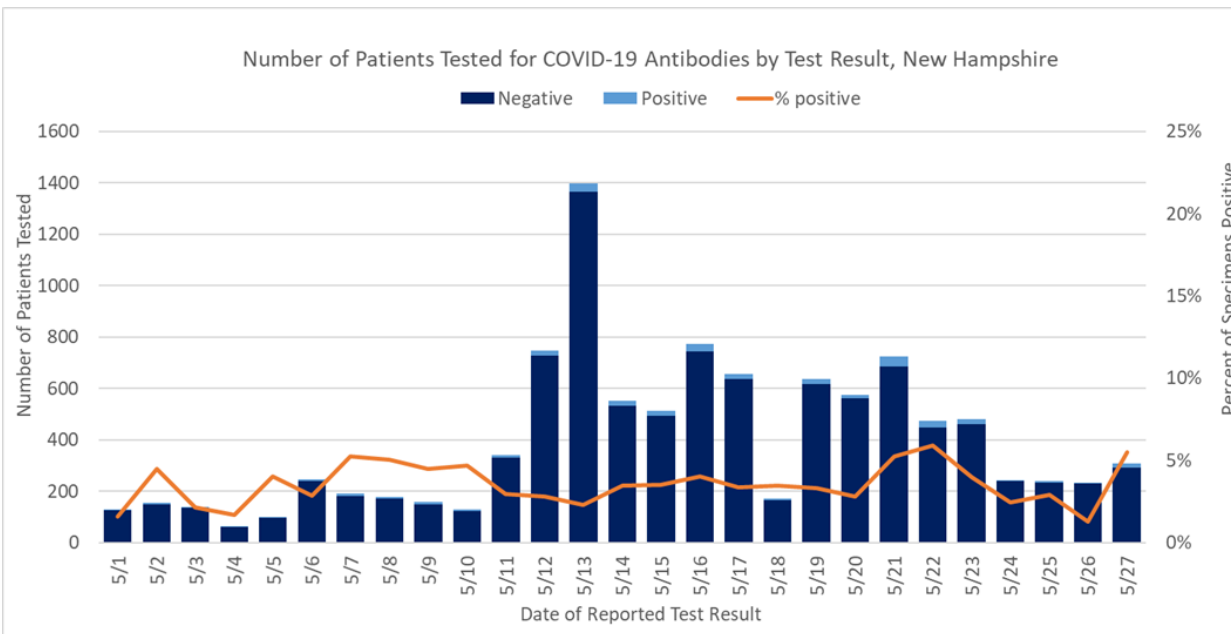
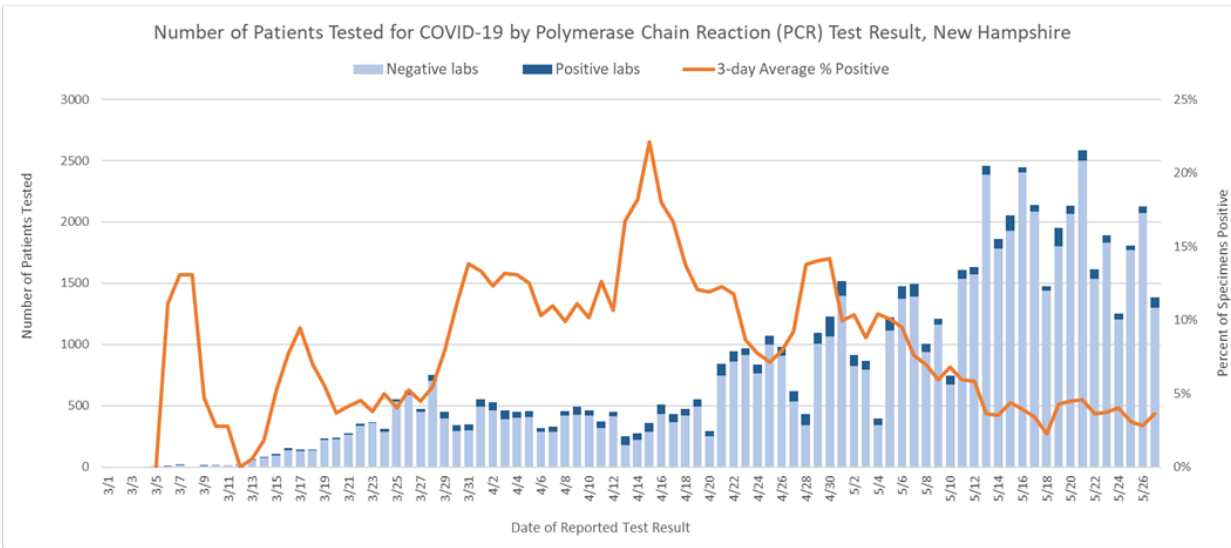
₁Includes specimens positive at any laboratory and those confirmed by CDC confirmatory testing.
₂Includes specimens tested at the NH Public Health Laboratories (PHL), LabCorp, Quest, Dartmouth-Hitchcock Medical Center, and those sent to CDC prior to NH PHL testing capacity.
₃Includes specimens received and awaiting testing at NH PHL. Does not include tests pending at commercial laboratories.

Number of Specimens Tested by Date of Report to NH DHHS

Polymerase Chain Reaction (PCR) Tests								
Testing Laboratory	5/21	5/22	5/23	5/24	5/25	5/26	5/27	Daily Average
NH Public Health Laboratories	738	598	894	561	760	866	404	689
LabCorp	459	256	241	211	175	99	281	246
Quest Diagnostics	1,086	502	495	257	629	912	607	641
Dartmouth-Hitchcock Medical Center	154	155	165	191	72	66	86	127
Other NH Hospital Laboratory	112	62	80	26	138	178	n/a**	99
Other Laboratory*	34	39	16	9	38	10	9	22
Total	2,583	1,612	1,891	1,255	1,812	2,131	1,387	1,810
Antibody Laboratory Tests								
Testing Laboratory	5/21	5/22	5/23	5/24	5/25	5/26	5/27	Daily Average
LabCorp	94	47	37	17	0	0	2	28
Quest Diagnostics	640	425	435	224	236	231	305	357
Other Laboratory*	9	12	7	8	5	0	1	6
Total	743	484	479	249	241	231	308	391

* Includes out-of-state public health laboratories, out-of-state hospital laboratories, and other commercial laboratories not already listed in the table.

** Not available at the time of this report.



[NH DHHS Daily Update on COVID-19 Archive](#)

For more information, please visit the DHHS COVID-19 webpage at <https://www.nh.gov/covid19>.

###