

NH Department of Health and Human Services
129 Pleasant Street – Hugh Gallen State Office Park
Concord, NH 03301

PRESS RELEASE
FOR IMMEDIATE RELEASE
May 27, 2020

FOR MORE INFORMATION
State Joint Information Center
603-223-6169 or jic@dos.nh.gov

NH DHHS COVID-19 Update – May 27, 2020

Concord, NH – The New Hampshire Department of Health and Human Services (DHHS) has issued the following update on the new coronavirus, COVID-19.

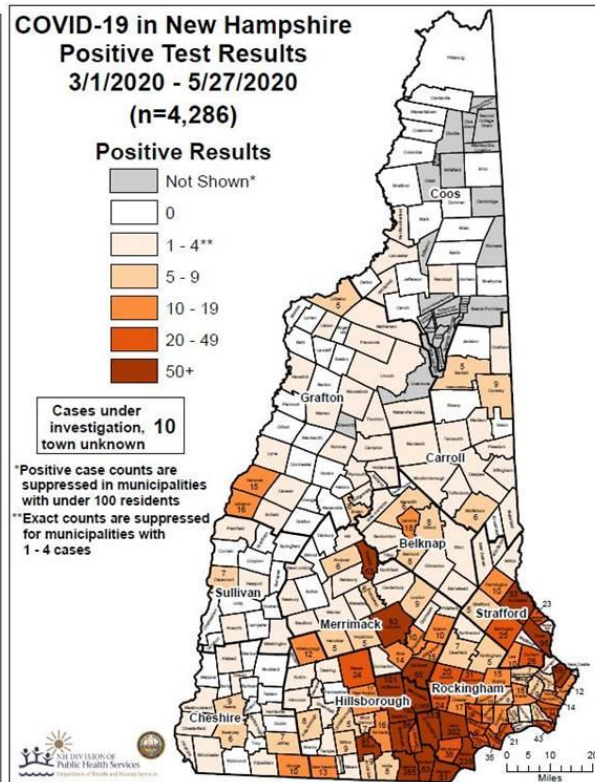
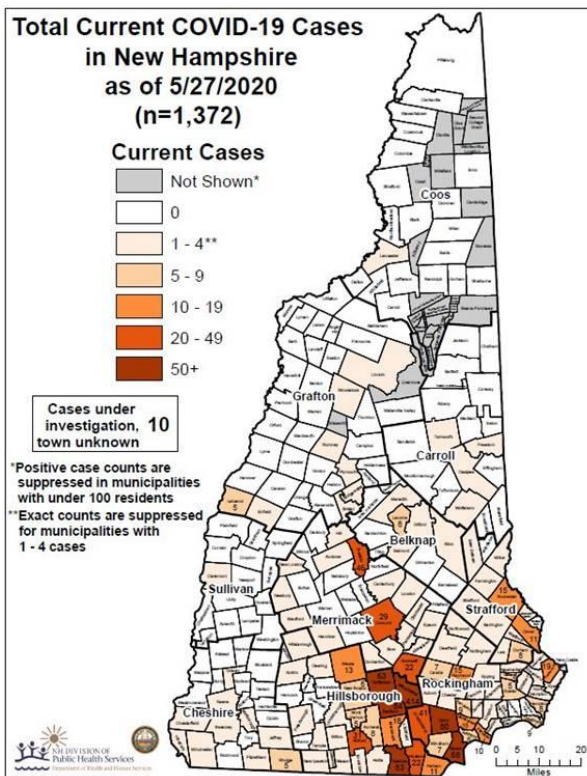
On Wednesday, May 27, 2020, DHHS announced 56 new positive test results for COVID-19. There have now been 4,286 cases of COVID-19 diagnosed in New Hampshire. Several cases are still under investigation. Additional information from ongoing investigations will be incorporated into future COVID-19 updates. Of those with complete information, there are four individuals under the age of 18 and the rest are adults with 55% being female and 45% being male. The new cases reside in Hillsborough County other than Manchester and Nashua (15), Rockingham (12), Merrimack (3), Grafton (3), Strafford (2), and Belknap (1) counties, and in the cities of Manchester (14) and Nashua (2). The county of residence is being determined for four new cases.

Five new hospitalized cases were identified for a total of 426 (10%) of 4,286 cases. Six of the new cases have no identified risk factors. Community-based transmission continues to occur in the State and has been identified in all counties. Most of the remaining cases have either had travel to domestic or international locations or have had close contact with a person with a confirmed COVID-19 diagnosis.

DHHS has also announced nine additional deaths related to COVID-19. We offer our sympathies to the family and friends.

- 4 female residents of Hillsborough County, 60 years of age and older
- 3 male residents of Hillsborough County, 60 years of age and older
- 1 male resident of Rockingham County, under 60 years of age
- 1 male resident of Rockingham County, 60 years of age and older

Current Situation in New Hampshire



**New Hampshire 2019 Novel Coronavirus (COVID-19) Summary Report
(data updated May 27, 2020, 9:00 AM)**

NH Persons with COVID-19 ₁	4,286
Recovered	2,691 (63%)
Deaths Attributed to COVID-19	223 (5%)
Total Current COVID-19 Cases	1,372
Persons Who Have Been Hospitalized for COVID-19	426 (10%)
Current Hospitalizations	105
Total Persons Tested at Selected Laboratories, Polymerase Chain Reaction (PCR) ₂	65,596
Total Persons Tested at Selected Laboratories, Antibody Laboratory Tests ₂	10,262
Persons with Specimens Submitted to NH PHL	22,876
Persons with Test Pending at NH PHL ₃	884
Persons Being Monitored in NH (approximate point in time)	4,025

County	Cases
Belknap	57
Carroll	46
Cheshire	54
Coos	5
Grafton	72
Hillsborough - Other	734
Hillsborough - Manchester	1,065
Hillsborough - Nashua	384
Merrimack	327
Rockingham	1,254
Strafford	261
Sullivan	17
County TBD	10
Grand Total	4,286

₁Includes specimens positive at any laboratory and those confirmed by CDC confirmatory testing.

₂Includes specimens tested at the NH Public Health Laboratories (PHL), LabCorp, Quest, Dartmouth-Hitchcock Medical Center, and those sent to CDC prior to NH PHL testing capacity.

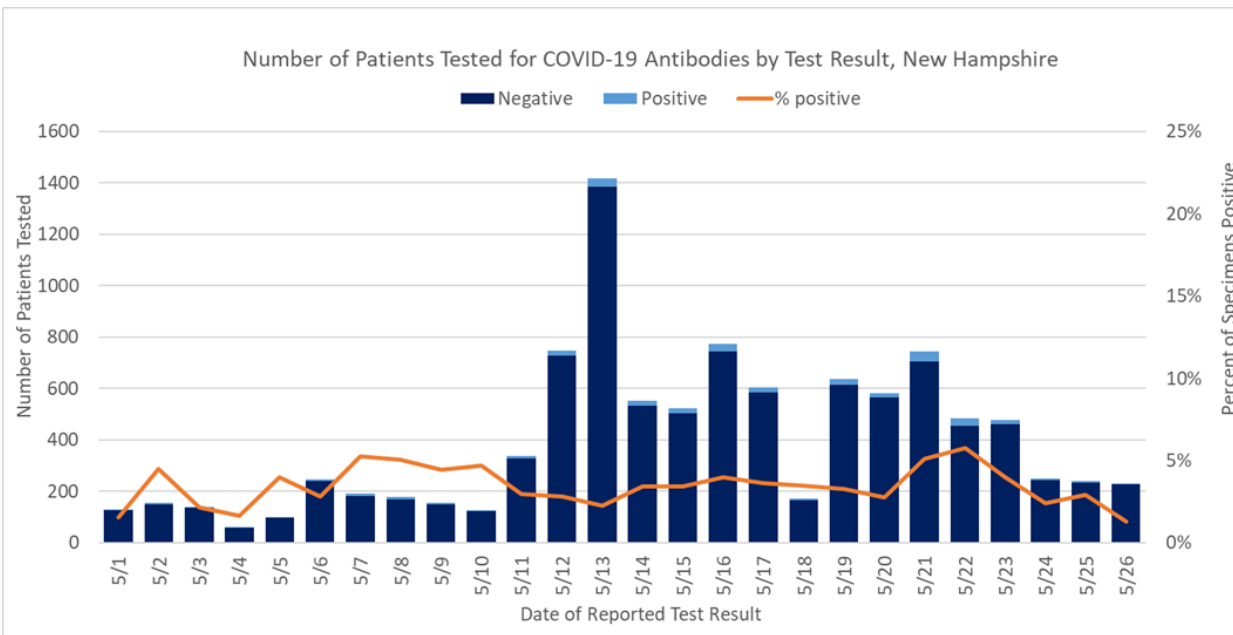
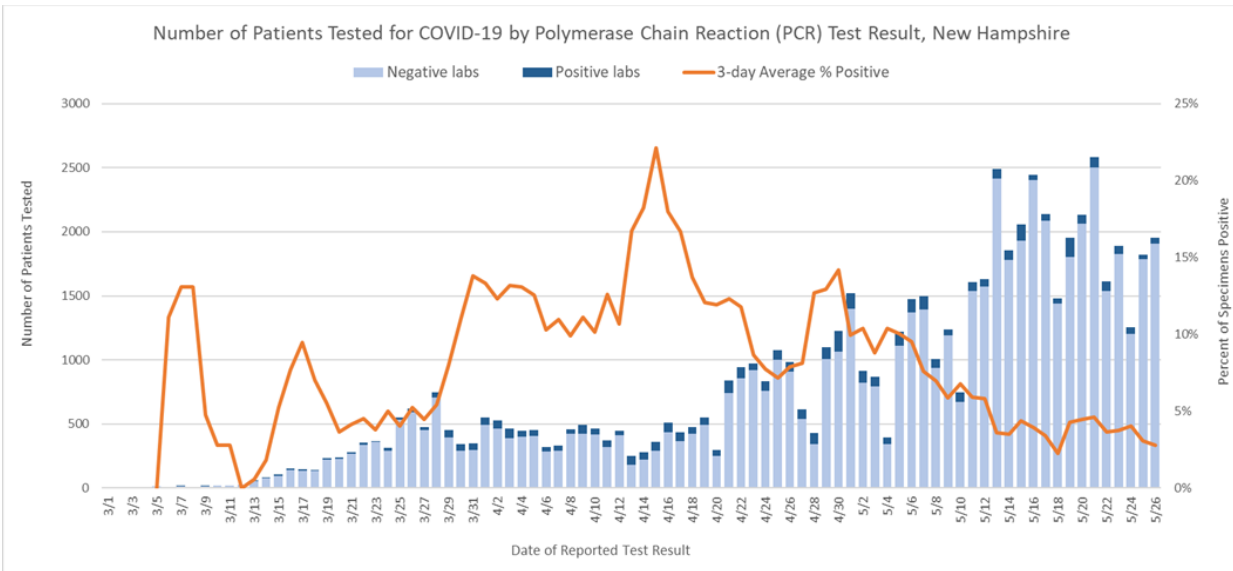
₃Includes specimens received and awaiting testing at NH PHL. Does not include tests pending at commercial laboratories.

Number of Specimens Tested by Date of Report to NH DHHS

Polymerase Chain Reaction (PCR) Tests								
Testing Laboratory	5/20	5/21	5/22	5/23	5/24	5/25	5/26	Daily Average
NH Public Health Laboratories	469	738	598	894	561	760	866	698
LabCorp	501	459	256	241	211	175	99	277
Quest Diagnostics	845	1,086	502	495	257	629	912	675
Dartmouth-Hitchcock Medical Center	194	154	155	165	191	72	66	142
Other NH Hospital Laboratory	102	112	62	80	26	138	n/a**	87
Other Laboratory*	20	34	39	16	9	38	10	24
Total	2,131	2,583	1,612	1,891	1,255	1,812	1,953	1,891
Antibody Laboratory Tests								
Testing Laboratory	5/20	5/21	5/22	5/23	5/24	5/25	5/26	Daily Average
LabCorp	35	94	47	37	17	0	0	33
Quest Diagnostics	535	640	425	435	224	236	231	389
Other Laboratory*	11	9	12	7	8	5	0	7
Total	581	743	484	479	249	241	231	430

* Includes out-of-state public health laboratories, out-of-state hospital laboratories, and other commercial laboratories not already listed in the table.

** Not available at the time of this report.



[NH DHHS Daily Update on COVID-19 Archive](#)

For more information, please visit the DHHS COVID-19 webpage at <https://www.nh.gov/covid19>.

###